

A B C D E F G H I J K L M N O P Q R S T U V W X

1  
2  
3  
4  
5  
6  
7  
8  
9  
10  
11  
12  
13  
14  
15  
16

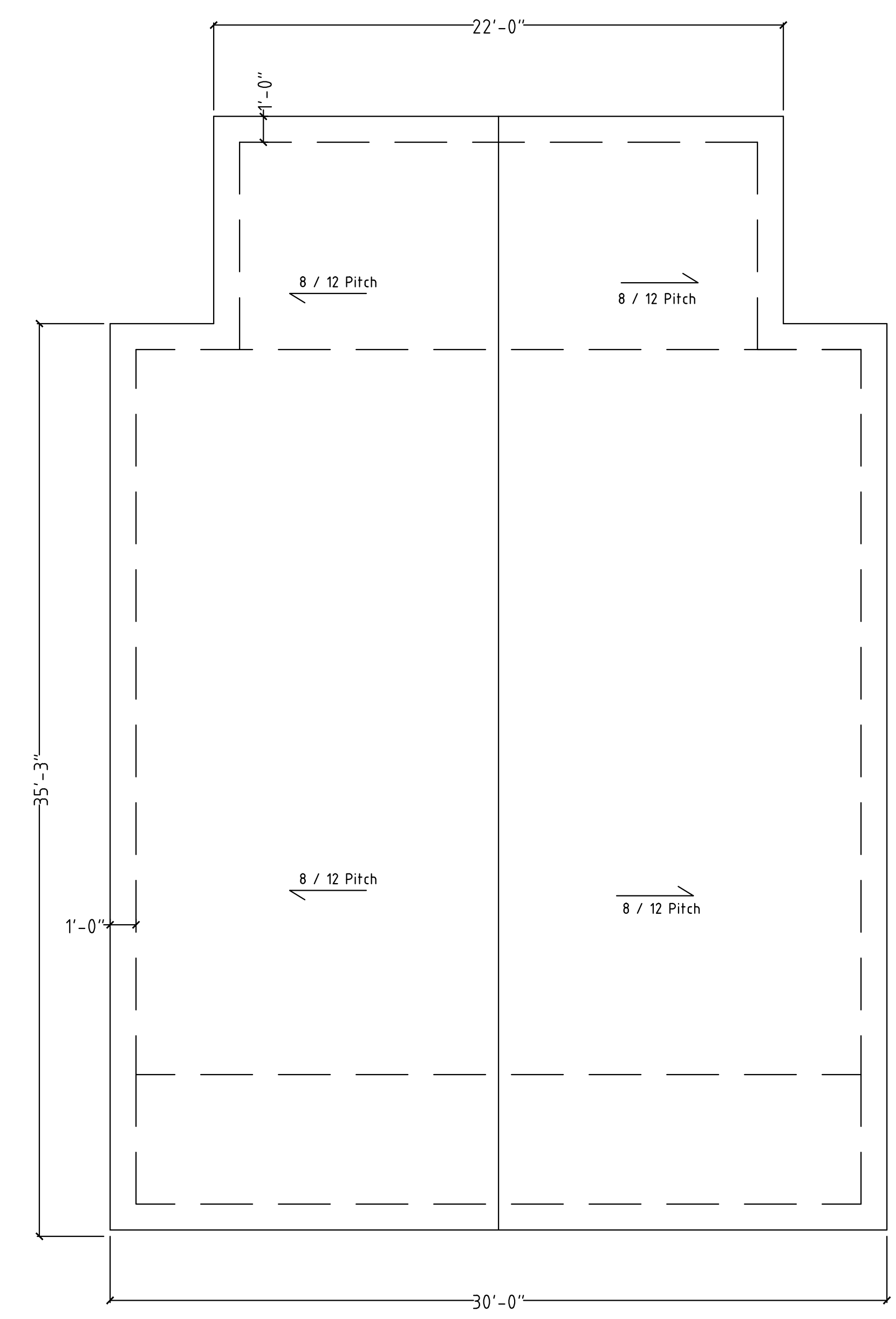
**DOOR SCHEDULE**

QTY	LTR	SIZE	TYPE	DESCRIPTION	R.O.	REMARKS
1	1	3'0"X6'8"		3'0"X6'8" LH EXTERIOR FRONT		
3	2	3'0"X6'8"		3'0"X6'8" RH EXTERIOR		
1	3	3'0"X6'8"		3'0"X6'8" LH EXTERIOR		
5	4	2'8"X6'8"		2'8"X6'8" LH INTERIOR		
5	5	2'8"X6'8"		2'8"X6'8" RH INTERIOR		

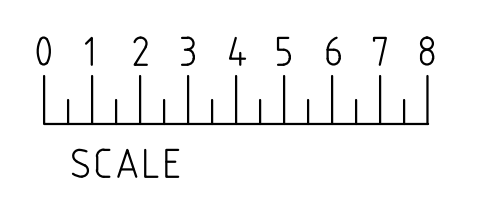
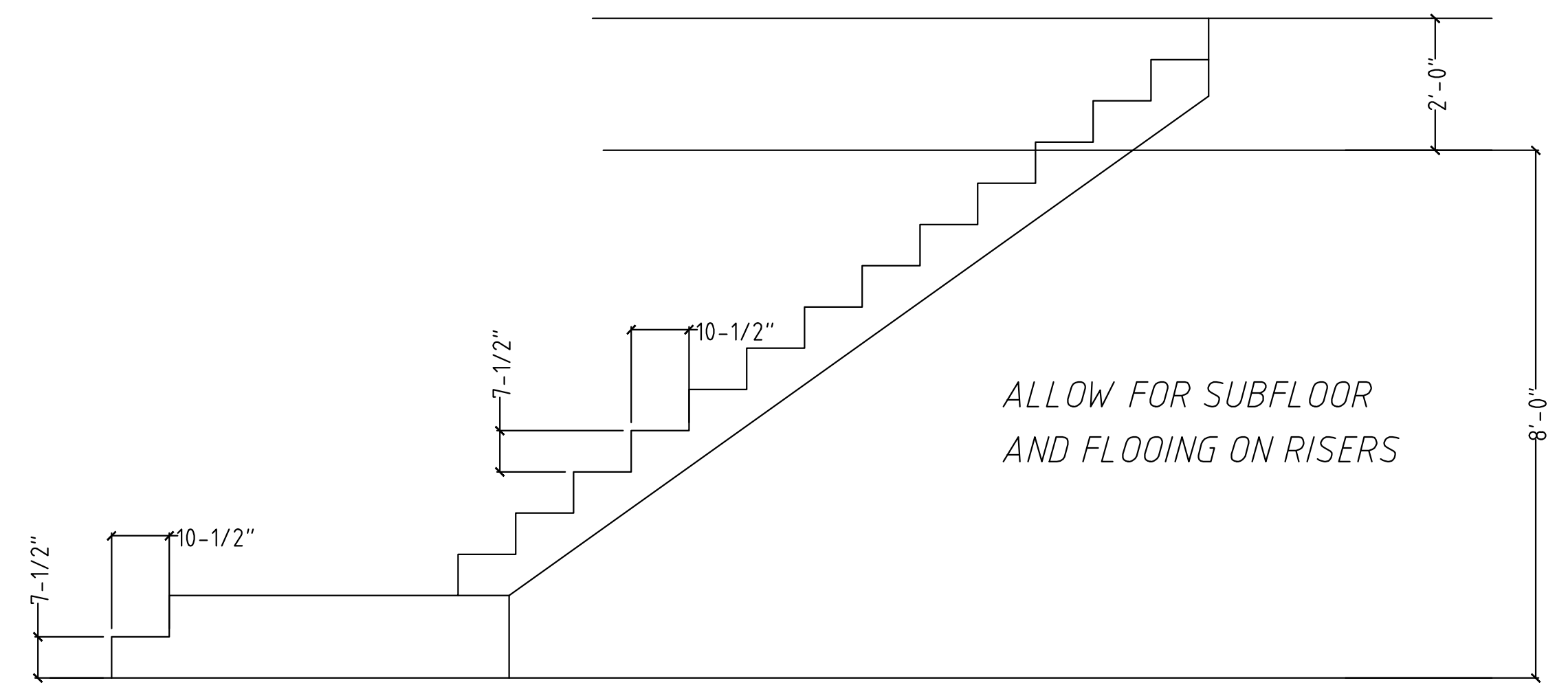
**WINDOW SCHEDULE**

QTY	LTR	SIZE	TYPE	DESCRIPTION	R.O.	REMARKS
17	A	3'2"x5'2"	DBL-HNG	Double Hung		
1	B	2'8"x4'2"	DBL-HNG	Double Hung		
2	C	2'0"x2'8"	DBL-HNG	Double Pane Crank Window		
1	D	2'6"x3'2"	DBL-HNG	Double Hung TWIN WINDOW		

-Builder / Contractor must verify all dimensions prior to construction.  
 -Builder / Contractor is responsible for compliance with all local building code and ordinance.  
 -All dimensions are to face of stub unless otherwise mentioned  
 -All dimensions should be read or calculated and not depend on scale  
 -Slope all Concrete, drives porches 1/4" per foot away from house and foundation.  
 -All footers must be below frost Line and on undisturbed dirt. Not on top Soil.  
 -All Material must be of good grade and structural sound materials and to local codes.  
 -All exterior walls to be covered with 1/2" OSB and wrapped and taped  
 -Sill Plate must be Pressure treated with termite shield and insulated  
 -1/2" Anchor bolts every 4' OC on top sill  
 -#4 Rebar vertical every 3' and poured solid cells  
 -All wood in contact with concrete or masonry must be Pressure treated lumber with a vapor barrier insulator



ALL FOOTERS MUST BE POURED TO LOCAL AND STATE CODES.  
 ALL CONCRETE MUST MEET OR EXCEED LOCAL STANDARD CODE.  
 FOOTER WIDTH AND DEPTH WILL BE DETERMINED UPON HEIGHT OF STRUCTURE AND GROUND DENSITY AND MATERIAL ACCORDING TO LOCAL AND STATE CODES.  
 #4 REBAR TO BE PLACED IN FOOTER 3 PIECES PARALLEL TIED TO CHAIRS TO MAINTAIN REBAR IN CENTER OF FOOTERS.  
 VERTICLE #4 REBAR TO BE PLACED EVERY 48" FOR FOUNDATION WALL ANCHORING THAT IS BENT AND TIED TO HORIZONTAL FOOTER REBAR. (SEE CUT VIEW DRAWING)  
 FOR SLOPED FOOTER WITH STEPPED FOOTERS, VERTICLES MUST BE SLOPED TO 3 TO 1 WITH A 1-1/2 TIMES THE THICKNESS OF FOOTERS. (REFER TO LOCAL BUILDING CODES FOR STEPPING FOOTERS)  
 FOOTERS ARE TO BE POURED UNDER THE LOCAL FROST LINE AND ON SOLID UNDISTURBED DIRT.  
 ALL BLOCK WALLS TO BE POURED SOLID WITH A #4 REBAR RUNNING THE TOTAL VERTICAL DEPTH EVERY OTHER CELL OR TO LOCAL BUILDING CODE.



REV

ADDRESS:

ROOF STEPS

WILLIAMS CABIN GRANDVIEW

PAGE  
A3.0